


1 It's nice to meet you.

1 CONVERSATION I'm Jennifer Miller.

A Listen and practice.

Michael: Hi. My name is Michael Ota.
 Jennifer: I'm Jennifer Miller.
 Michael: It's nice to meet you, Jennifer.
 Jennifer: Nice to meet you, too.
 Michael: I'm sorry. What's your last name again?
 Jennifer: It's Miller.

first names	last names
↓	↓
Jennifer	Miller
Michael	Ota



B Pair work Introduce yourself to your partner.

2 SNAPSHOT

Listen and practice.

Popular Names and Nicknames in the U.S.



For males

Names	Nicknames
Anthony	Tony
Christopher	Chris
Joshua	Josh
Michael	Mike
Matthew	Matt

For females

Names	Nicknames
Elizabeth	Beth
Jennifer	Jen
Katherine	Kathy
Nicole	Nicki
Susan	Sue



Sources: *The Professor's Book of First Names*; *The Parent Soup Baby Name Finder*

Circle the names you know.

Who are some famous people with these names?

What names are popular in your country?

3 GRAMMAR FOCUS

My, your, his, her


What's **your** name?



What's **his** name?



What's **her** name?



What's = What is

Group work Play "The Name Game." Make a circle. Learn the names of your classmates.

A: My name is Maria.

B: Her name is Maria. I'm Victor.

C: Her name is Maria. His name is Victor. And I'm Kumiko.

4 THE ALPHABET

A Listen and practice.

A B C D E F G H I J K L M N O P Q R S T U V W X Y Z
a b c d e f g h i j k l m n o p q r s t u v w x y z

B **Class activity** Listen and practice. Then practice with your own names. Make a list of your classmates' names.

A: What's your name?

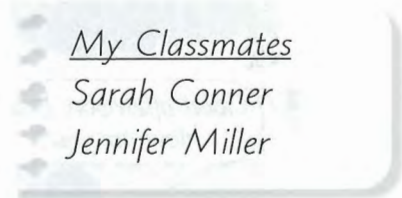
B: I'm Sarah Conner.

A: Is that S-A-R-A-H?

B: Yes, that's right.

A: How do you spell your last name? C-O-N-N-O-R?

B: No, it's C-O-N-N-E-R.



5 LISTENING Spelling names

How do you spell the names? Listen and check (✓) the correct answers.

- | | |
|--|----------------------------------|
| 1. <input checked="" type="checkbox"/> Jon | <input type="checkbox"/> John |
| 2. <input type="checkbox"/> Sara | <input type="checkbox"/> Sarah |
| 3. <input type="checkbox"/> Steven | <input type="checkbox"/> Stephen |
| 4. <input type="checkbox"/> Katherine | <input type="checkbox"/> Kathryn |
| 5. <input type="checkbox"/> Kris | <input type="checkbox"/> Chris |

6 WORD POWER Titles

A Listen and practice.


Miss Ito	(single females)	Ms. Chen	(single or married females)
Mrs. Morgan	(married females)	Mr. Garcia	(single or married males)

B Think of three people. Write their titles and last names.

Miss Lee

7 SAYING HELLO

A Listen and practice.



B Class activity Go around the class. Greet your classmates formally (with titles) and informally (without titles).


8 CONVERSATION *He's over there.*

A Listen and practice.


Jennifer: Excuse me. Are you Steven Carson?
 David: No, I'm not. He's over there.
 Jennifer: Oh, I'm sorry.



Jennifer: Steven? This is your book.
 Steven: Oh, it's my math book! Thanks. You're in my class, right?
 Jennifer: Yes, I am. I'm Jennifer Miller.
 Steven: It's nice to meet you.



Steven: Hey, David, this is Jennifer. She's in our math class.
 David: Hi, Jennifer.
 Jennifer: Hi, David. Nice to meet you.



B Group work Greet a classmate. Then introduce him or her to another classmate.

9 GRAMMAR FOCUS

The verb be

I'm Jennifer Miller.
You're in my class.
She's in our class. (**Jennifer is** in our class.)
He's over there. (**Steven is** over there.)
It's my math book.
It's Miller. (**My last name is** Miller.)

Are you Steven Carson?
 Yes, **I am**.
 No, **I'm not**.
How are you?
I'm fine.

Contractions
I'm = I am
You're = You are
He's = He is
She's = She is
It's = It is

A Complete the conversation with the correct words in parentheses. Then practice with a partner.

David: Hello, Jennifer. How *are* (is / are) you?
 Jennifer: (She's / I'm) fine, thanks.
 (I'm / It's) sorry – what's your name again?
 David: (He's / It's) David – David Medina.
 Jennifer: That's right! David, this (is / am) Sarah Conner.
 (She's / He's) in our math class.
 David: Hi, Sarah. (I'm / It's) nice to meet you.
 Sarah: Hi, David. I think (you're / I'm) in my English class, too.
 David: Oh, right! Yes, I (are / am).

B Complete the conversations. Then practice in groups.

Nicole: Excuse me. Are you Steven Carson?

David: No, not. My name
David Medina. Steven over there.

Nicole: Oh, sorry.

Nicole: you Steven Carson?

Steven: Yes, I

Nicole: Hi, Nicole Johnson.

Steven: Oh, in my math class, right?

Nicole: Yes, I

Steven: nice to meet you.

C Class activity Write your name on a piece of paper. Put the papers in a bag. Then take a different paper. Find the other student.

A: Excuse me. Are you Jin Sook Cho?

B: No, I'm not. He's over there.

A: Hi. Are you Jin Sook Cho?

C: Yes, I am.



10 PRONUNCIATION *Linked sounds*

Listen and practice. Notice the linked sounds.

I'm Alan. You're in our class. She's over there.

11 NUMBERS

Listen and practice.

0	1	2	3	4	5	6	7	8	9	10
zero (oh)	one	two	three	four	five	six	seven	eight	nine	ten

B Pair work Practice these numbers.



12 LISTENING Phone numbers

A Jennifer and Michael are making a list of classmates' phone numbers. Listen and complete the list.

B Class activity Make a list of your classmates' names and phone numbers.

A: What's your name?

B: I'm Anna Silva.

A: And what's your phone number?

B: It's (201) 555-2491.


Name	Phone number
David Medina	(212) 555-1937
Sarah Conner	
Steven Garson	
Nicole Johnson	
Jennifer Miller	
Michael Ota	

13 INTERCHANGE 1 Famous classmates

Meet some "famous classmates." Go to Interchange 1 at the back of the book.

14 SAYING GOOD-BYE

A Listen and practice.



B Class activity Go around the room. Say good-bye to your classmates and teacher.